



## Problems of the Muslim Minority Schools Teachers

**Rajendra B. Patel\* and Mulla Mohammed Sohel G.\*\***

*Associate Professor\* and Assistant Professor\*\**

*Department of Education,  
VNSGU, Surat, Gujarat, India*

---

### Article Info.

*Received on 03 May 2012  
Revised on 23 May 2013  
Accepted on 23 May 2013*

---

#### **Keywords:**

*The Muslim minority school,  
Problems, Psychological,  
Management, Social,  
Educational.*

---

### A B S T R A C T

*According to UmaShankar Joshi by comparing education with tree and he told that, "Primary education is a root, Secondary education is a trunk and higher education is a branch. "Education is also most important stage of life. Indian government spends lots of money in education because everyone can get education benefit. But India is democratic secularism country. In India there exist different types of religious peoples. Muslim, Parsi, Jain and Christian peoples are in minority in India so they are suffering from minority problems. Researcher eager to found out the problems of the Muslim minority schools teachers. Researcher used self-made problem checklist with 32 statements in different section. Researcher selected five the Muslim minority schools and their 25 teachers. The main objective is to found the problems of the Muslim minority schools teachers. Major findings were: Students who are taking tuition outside the school are not interested in study in the school, They do not give times to their child for his/her development, They have to do management work and also classwork, In public occasion they are not inviting as a main chairperson, They do not save money for future use and The entire teacher not behave with them respectively and with love.*

---

### Introduction:

According to Radhakrishnan's definition of education- Education should be man making and society making. Thus, the role of education is supposed to enable a person to grow and become capable of contributing for the development of the nation and society. India should try lots of efforts to give education to all religious peoples but most of the Muslims are not very interested in education because according to Johar hasan, The Muslim people have taking big part in religious work they are not very eager to take education therefore there are very few of the Muslim people in education after standard 10. So the Muslim people took low education. There was must be important to finding problems and conclusion and implications for the Muslim minority schools teachers in Surat city. Therefore researchers took research on this topic. All the Muslim teachers have to worked so they have educational problems, they are live in a family so they have family problems, they have to also see the management attached with them so they have management problems also, they live in society so they have social problems, they have different economics problems and they have psychological problems too. From above situation researchers did research in below topic.

### Statement of the Problem:

**Problems of the Muslim Minority Schools teachers**

## **Definition of Keywords:**

### **Problem**

A problem is an obstacle, impediment, difficulty or challenge, or any situation that invites resolution; the resolution of which is recognized as a solution or contribution toward a known purpose or goal. A problem implies a desired outcome coupled with an apparent deficiency, doubt or inconsistency that prevents the outcome from taking place.

In the present study researchers took educational, family, management, social, economic and psychological problems with 32 different statements in different sections.

### **Muslim Minority School**

In present study the Muslim minority schools means the schools manage by the Muslim minority trust. For this study researcher selected five minority schools of surat city manage by the Muslim minority trust.

### **Delimitation of the study:**

1. The present study delimited for only 25 teachers of the Muslim minority schools in surat city.
2. Researcher only used self-made teacher's problem check-list with 32 statements.
3. Researcher only used percentage statistic for interpretation of the data.

### **Importance of the study:**

This study important for minority schools, Government, Students who studying in the Muslim minority schools and also for the Muslim society.

### **Objectives of the study:**

1. To know the educational problems of the teachers in the Muslim minority schools.
2. To know the family problems of the teachers in the Muslim minority schools.
3. To know the management problems of the teachers in the Muslim minority schools.
4. To know the social problems of the teachers in the Muslim minority schools.
5. To know the economic problems of the teachers in the Muslim minority schools.
6. To know the psychological problems of the teachers in the Muslim minority schools.

### **Questions to be answered:**

1. What are the educational problems of the teachers in the Muslim minority schools?
2. What are the family problems of the teachers in the Muslim minority schools?
3. What are the management problems of the teachers in the Muslim minority schools?
4. What are the social problems of the teachers in the Muslim minority schools?
5. What are the economic problems of the teachers in the Muslim minority schools?
6. What are the psychological problems of the teachers in the Muslim minority schools?

## **Population and Sample of the study:**

### **Population**

Total no. of five the Muslim minority school's teachers who were worked in the surat city taken as a population of the study.

### **Sample**

As a sample researcher selected total no. of five the Muslim minority schools of surat city and randomly selected five teachers in every minority schools by lottery method. The name of the all the Muslim minority schools of surat city and no. of teachers selected from it as given below in the table.

**Table No. 1**

**Name of the five minority schools and total no. of teachers**

No.	School name	No. of teachers	
		Male	Female
1.	Anjumane Islam high school, Rander.	5	0
2.	Aamod Amin mulla high school, Rander.	4	1
3.	Madreshah Taiyabiyah high school, Zampabajar.	3	2
4.	Anglo Urdu high school, Muglisara.	3	2
5.	Symga high school, Sagrampura.	3	2
Total...		18	7
		25	

### **Research tools:**

In the present study to finding problems, researchers took self-made teacher's problem check list with 32 different types of problems in statement with true and false. First and last form of the teacher's problem check list were accepting after checked by specialist and check list's sections names and first and last form of the check list are shown in table no. 2 as below:

**Table no.: 2**

**First and last forms of no. of statement in different sections**

No.	Section name	No. of statement in first form	No. of statement in last form
1.	Educational problems	07	06
2.	Family problems	08	05
3.	Management problems	06	05

<b>4.</b>	Social problems	05	05
<b>5.</b>	Economic problems	05	05
<b>6.</b>	Psychological problems	06	06
<b>Total...</b>		37	32

**Research Method:**

In present study school survey method has been taken for this type of problem. The survey has undoubtedly been the most popular and the most widely used research method in education.

**Procedure for data collection:**

In present study for data collection researcher personally visited five minority schools and their teachers. At that time researcher select five teachers by random selection in every school and give them teacher's problem check list. In time limit researcher gave necessary instruction and taken check list after full filled by the teachers.

**Statistics for data analysis:**

Researcher used percentage method for this type of data interpretation.

**Results and discussion of the results:**

The tables and graphs for this study showed results are given below.

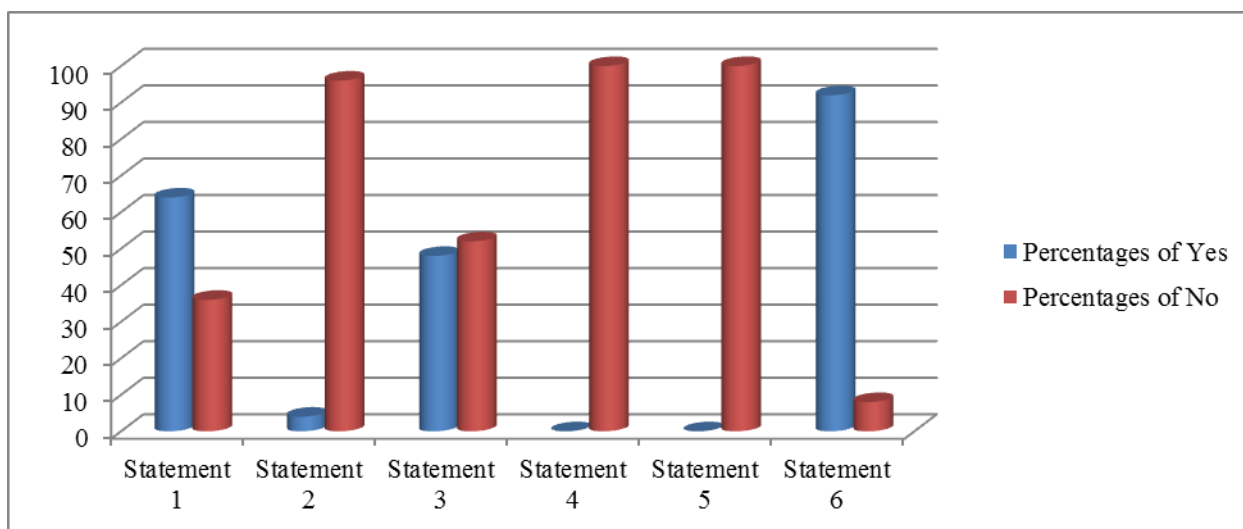
**Educational problems:****Table no. 3**

**Table shows different statements of educational problems and its percentages**

<b>No.</b>	<b>Statements</b>	<b>Yes</b>	<b>No</b>	<b>Rank of top most problems</b>
<b>1.</b>	You have to teach all the subjects.	16 (64)	9 (36)	2
<b>2.</b>	Educational tools are not available in the school.	1 (4)	24 (96)	4
<b>3.</b>	It is very hard to check homework and assignments.	12 (48)	13 (52)	3
<b>4.</b>	Students are irregular.	0 (0)	25 (100)	5.5
<b>5.</b>	You have to contact students' parents because of complain and attendance.	0 (0)	25 (100)	5.5

6.	Students who are taking tuition outside the school are not interested in study in the school.	23 (92)	2 (8)	1
----	---	------------	----------	---

- The integers in the brackets show percentages of the above table.



**Graph no. 1**

**Graph shows the percentages of Yes and No regarding different statements of Educational problems**

**Family problems:**

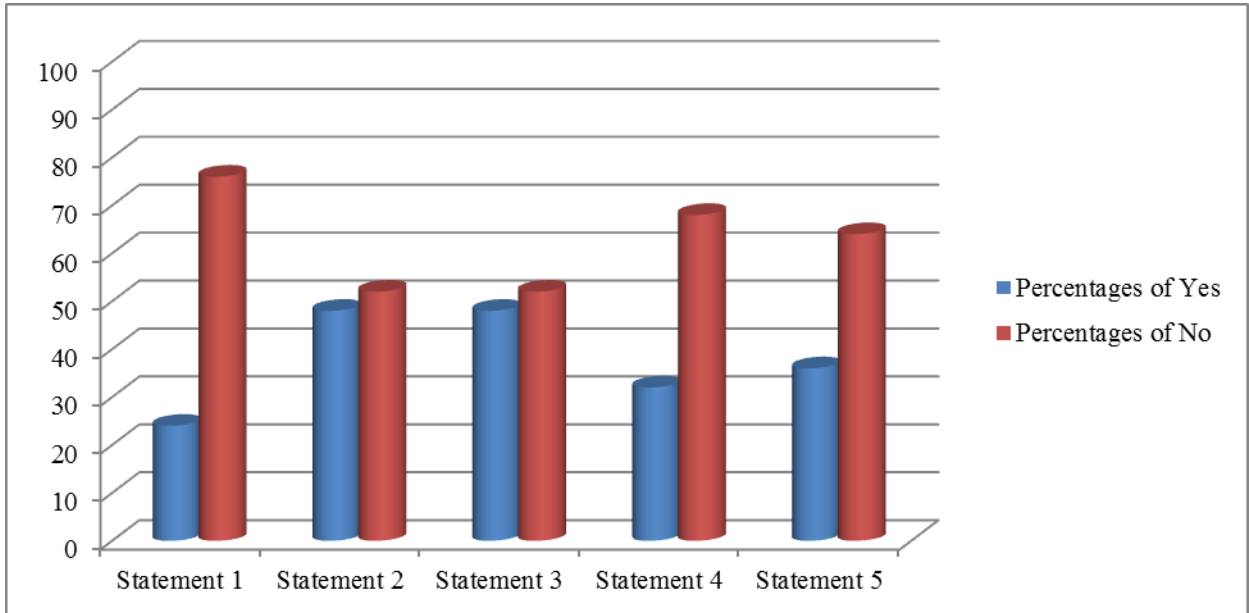
**Table no. 4**

**Table shows different statements of family problems and its percentages**

No.	Statements	Yes	No	Rank of top most problems
1.	Family members are not like that you are working in a school.	6 (24)	19 (76)	3
2.	You not give full time to the child for his/her development.	16 (64)	9 (36)	1
3.	School time is very much so you feel discord in your house.	12 (48)	13 (52)	2
4.	You are not living independently because of your family.	0 (0)	25 (100)	4.5
5.	Your all money has been spent into your family work.	0	25	4.5

		(0)	(100)	
--	--	-----	-------	--

- The integers in the brackets show percentages of the above table.



Graph no. 2

Graph shows the percentages of Yes and No regarding different statements of Family problems

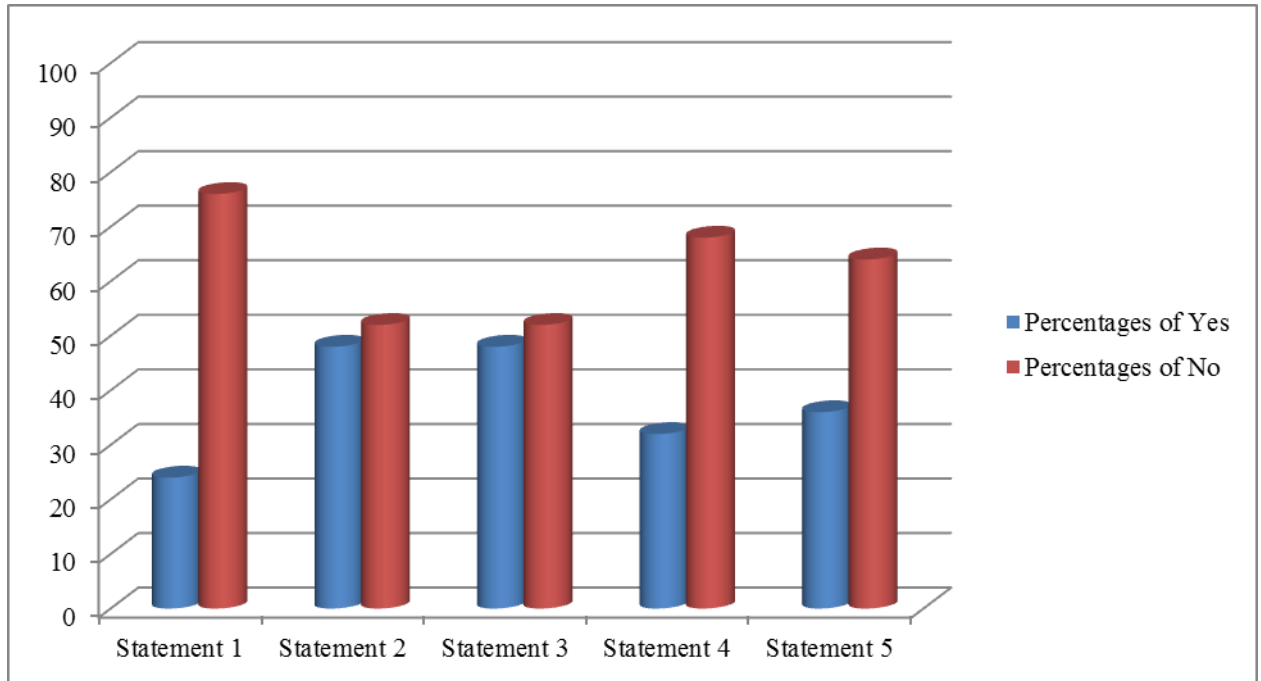
#### Management Problems:

Table no. 5

Table shows different statements of management problems and its percentages

No.	Statements	Yes	No	Rank of top most problems
1.	You have to do management work and also classwork.	23 (92)	2 (8)	1
2.	Management has not provided benefits of holiday to you.	6 (24)	19 (76)	5
3.	Colleague teachers are not helping you.	13 (52)	12 (48)	4
4.	There is not much rest time for you in your school.	17 (68)	8 (32)	3
5.	Government gives you more work so you are feeling unsuitable in your school.	20 (80)	5 (20)	2

- The Integers in the brackets show percentages of the above table.



**Graph no. 3**

**Graph shows the percentages of Yes and No regarding different statements of Management problems**

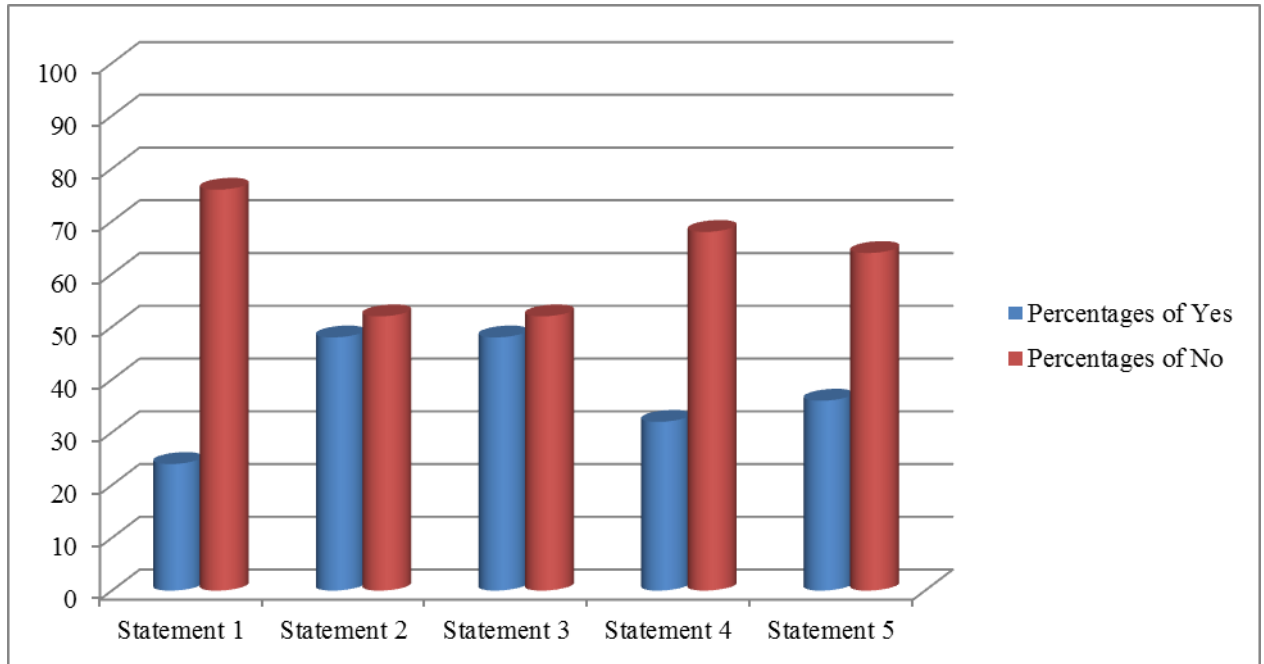
### **Social Problems**

**Table no. 6**

**Table shows different statements of social problems and its percentages**

No.	Statements	Yes	No	Rank of top most problems
1.	You like your work place environment.	3 (12)	22 (88)	2
2.	In local occasion you feel fame for you from another people.	4 (16)	21 (84)	3
3.	In public occasion you are not inviting as a main chairperson.	23 (92)	2 (8)	1
4.	You are not attending the social programme because of your work.	7 (28)	18 (72)	5
5.	Everyone not see you as an honourable person in you school or society.	18 (72)	7 (28)	4

- The integers in the brackets show percentages of above table.



**Graph no. 4**

**Graph shows the percentages of Yes and No regarding different statements of Social problems**

#### **Economic Problems:**

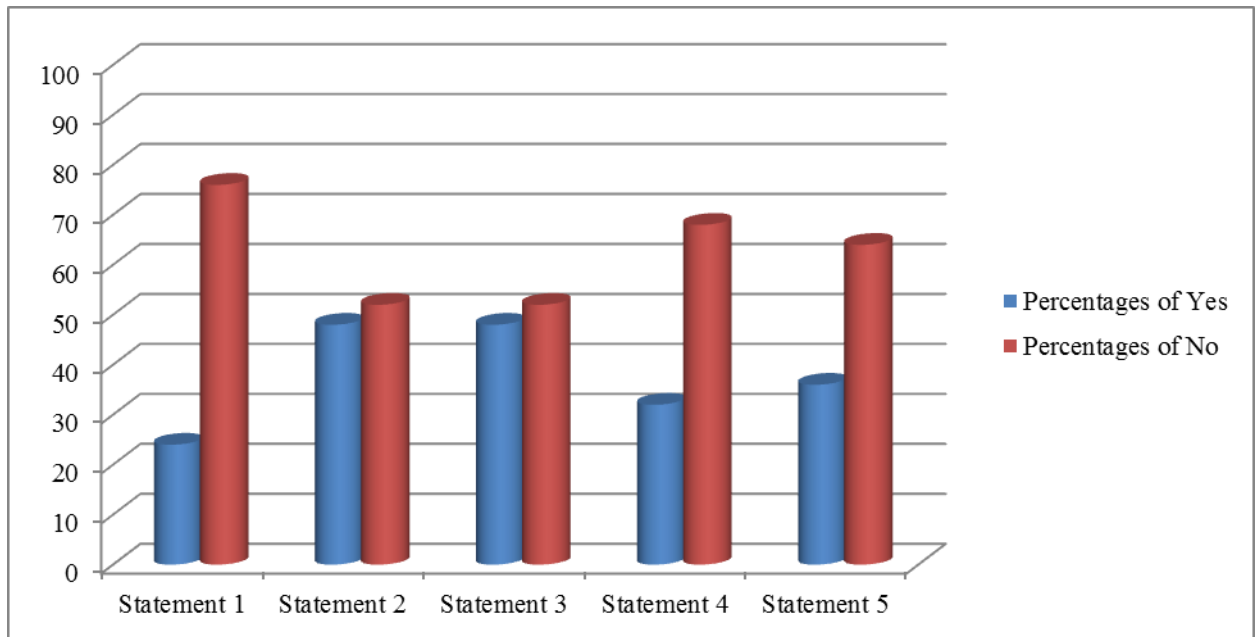
**Table no. 7**

**Table shows different statements of economic problems and its percentages**

No.	Statements	Yes	No	Rank of top most problems
1.	You do satisfy form your current salary.	22 (88)	3 (12)	5
2.	You earn another income including your salary.	3 (12)	22 (88)	2
3.	You save money for future use.	1 (4)	24 (96)	1
4.	You buy most of things in instalment.	16 (64)	9 (36)	4
5.	There are not primary facilities available in your school.	19 (76)	6 (24)	3

- The integers in the brackets show percentages of the above table.





**Graph no. 5**

**Graph shows the percentages of Yes and No regarding different statements of Economic problems**

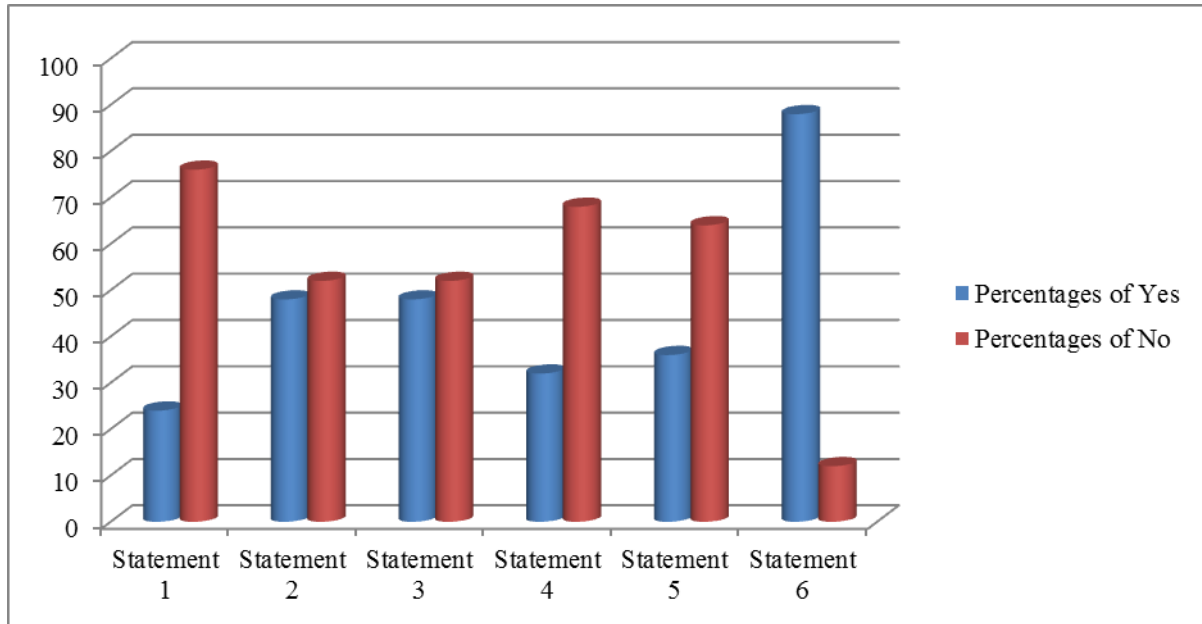
### **Psychological Problems**

**Table no. 8**

**Table shows different statements of psychological problems and its percentages**

No.	Statements	Yes	No	Rank of top most problems
1.	The entire teachers behave with you respectfully and with love.	6 (24)	19 (76)	1
2.	Sometimes you become angry on your students.	12 (48)	13 (52)	4
3.	You are feeling safety for your job.	12 (48)	13 (52)	3
4.	You are in tense situation during your job.	8 (32)	17 (68)	5
5.	There are always feelings loves with your school family.	9 (36)	16 (64)	2
6.	For your work you are always experience praise from another school teachers and principal.	22 (88)	3 (12)	6

- The integers in the brackets show percentages of the above table.



**Graph no. 6**

**Graph shows the percentages of Yes and No regarding different statements of Psychological problems**

### **Major findings:**

Findings shows in the below by the rank of top most problems

### **Educational Problems:**

- Students who are taking tuition outside the school are not interested in study in the school.
- Muslim minority school teachers have to teach all the subjects in the school.
- They think that it is not very hard to check homework and assignments.
- Educational tools are available in the school.
- Students are not irregular.
- They have not to contact student's parents because of complain and attendance.

### **Family problems:**

- Muslim minority school teachers not give full time to their child for his/her development.
- School time is very much so they do not feel discord in their house.
- Family members are like that they are working in a school.
- They are living independently because of their family.
- Their all money has not been spent into their family work.

**Management problems:**

- Muslim minority school teachers have to do management work and also homework.
- Government gives them more work so they are feeling unsuitable in their school.
- There is not much time for them in their school.
- Colleague teacher are not helping them.
- Management has provided benefits of holiday to them.

**Social problems:**

- In public occasion they are not inviting as a main chairperson.
- They do not like their work place environment.
- In local occasion they do not feel fame for themselves from another people.
- Everyone not see them as an honourable person in their school or society.
- They are attending the social programme.

**Economic problems:**

- They do not save money for future use.
- They are not earning another income including their salary.
- There are not primary facilities available in their school.
- They buy most of things in instalment.
- They do satisfy from their current salary.

**Psychological Problems:**

- The entire teachers not behave with them respectfully and with love.
- There are not always feeling loves with their school family.
- They are not feeling safety for their job.
- Sometimes they are not become angry on their students.
- They are not in tense situation during their job.
- For their work they are always experience praise from another school teachers and principal.

**Conclusion:**

This is the short efforts to find the problems of the Muslim minority schools teachers and from this we can say that they have many problems related with Management, Social, Economic and Psychological. Their problems are with most intensity regarding their answer in the problem checklist.

**References:**

1. Johar H. (2011), *New morning* Ahmedabad: Spret publication, page no. 111.
2. Best, J.W. (1979). *Research in Education*. U.S.A.: Prentice Holl Inc. Cltts 195.
3. Buch, M.B. (Ed.), *Fourth Survey of Research in Education (1983-1988)*. New Delhi: N.C.E.R.T.,1991.
4. Das L. (2008). *Designs of Social Research*. Jaipur: Rawat Publication.
5. Kerlinger, F. N. (1993). *Foundation of Behavioural Research*. New York: Educational and Psychological Inquiry. Rine hart and Wiston Inc.
6. Pandey, K.P. (1983). *Fundamentals of Educational Research*. Gaziabad: Amita's of prakashan, First Edition.

**WEBSITES:**

7. <http://www.sabragujarati.com/catogry/section>.
8. [http://www.wikid.eu/index.php/Problem\\_definition](http://www.wikid.eu/index.php/Problem_definition)
9. [http://en.wikipedia.org/wiki/Sarvepalli\\_Radhakrishnan](http://en.wikipedia.org/wiki/Sarvepalli_Radhakrishnan)
10. <http://en.wikipedia.org/wiki/Social>.